

REBLOC RB100SFA_8

Standard element

Installation

Free standing with
position securing (anchor)

H4b

W4



Containment level


H4b (covers H3, H2, H1, N1, T3, T2 and T1)

Working width

W4 (covers W5, W6, W7 and W8)

Impact severity level

ASI B



The REBLOC 100SFA_8 system is ideal for the application on new bridge structures as well as for the refurbishment of existing bridges.

The position securing guarantees the alignment of the elements on the bridge structure. The position securing is installed every 8 m and prevents damages to the bridge structure due to the flexibility of the system.

Dilatation elements for bridge expansion joints were part of the tested system according to European Standard EN1317-1/2. These elements take up movements of the bridge caused by temperature fluctuations.

 0115 983 2304

 sales@hardstaffbarriers.com | enquiries@hardstaffbarriers.com

 A Division of Hill & Smith Ltd, Hillside, Gotham Road, Kingston-on-Soar, Nottingham, NG11 0DF

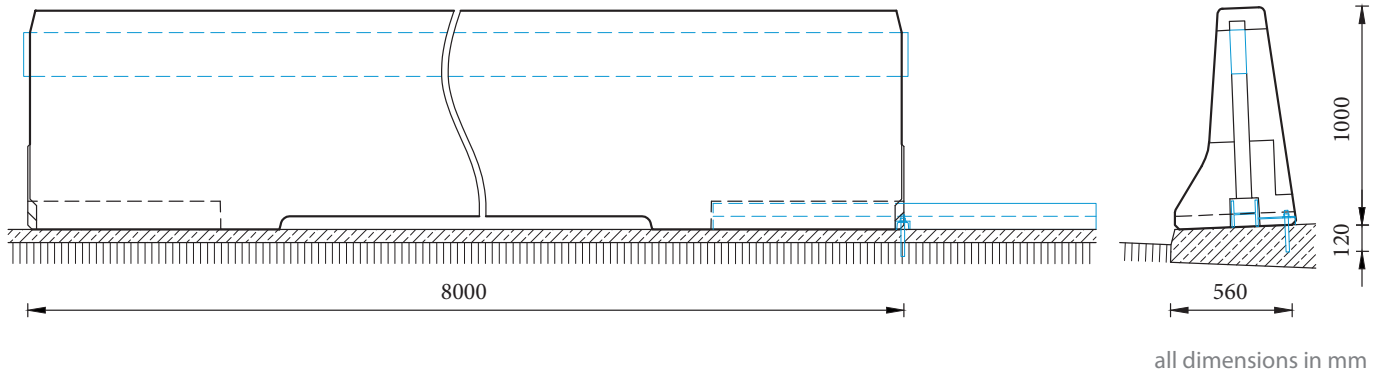
REBLOC RB100SFA-8

Standard element

H4b


W4

Technical data




Containment level	H4b
Working width	W4
Impact severity level	ASI B
Vehicle intrusion	VI8
Installation	free standing with position securing (anchor) (1 x M16 adhesive anchor in concrete/asphalt per element)
Terminal elements	required; REBLOC 100SF_4TR/L (4 x M24 adhesive anchors)
Dimensions L x W x H in mm	8000 x 560 x 1000 mm
Weight/element (approx.)	6080 kg
Elements/truck (24 t)	4 elements
Minimum installation length	96 m (not including terminal elements)
Curve radius	$r \geq 350$ m, smaller radii on request
Coupling/exposed steel parts	fully integrated, exposed parts hot-dip galvanized
CE-certification	✓

System elements - combinable



Terminal element
REBLOC 100SF_4TR/L



Dilatation element
REBLOC 100SF_2.35EXM